

THE DESIGN AND WORK PORTFOLIO OF

<--TITLE

...

CHAD SANBORN

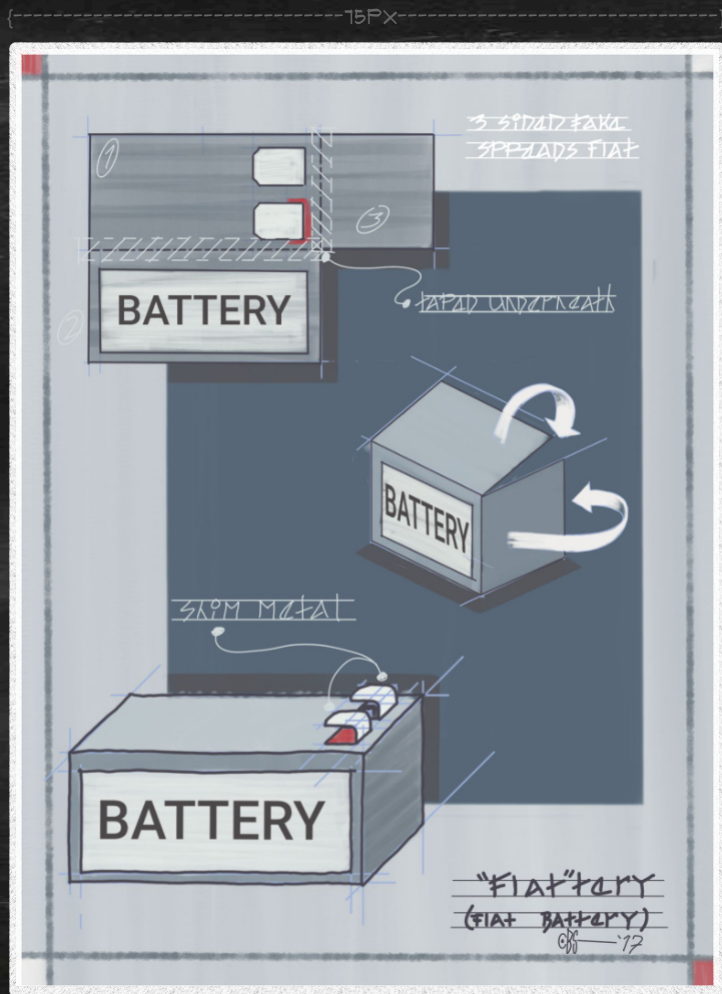
<--NAME

{-----15PX-----}

CONTACT-->

WWW.CHADSANBORN.COM | CHAD@CHADSANBORN.COM | 110-238-6194

<--BORDER



A FAKE BATTERY CREATED FOR A TV SHOW.

THE BATTERY WAS SEEMINGLY PLACED INTO A PATIENTS CHEST BY A DOCTOR. THE CLOTHING THE PERSON WORE ALLOWED FOR A SMALL HOLLOW SPACE. THE BATTERY FLATTENED OUT AS IT WAS PLACED INSIDE AND HID IN THE HOLLOW SPACE.

THE BATTERY DESIGN WAS BASED ON A REAL BATTERY. I HAVE PLACED A PICTURE OF THE REAL AND FAKE BATTERY IN THE NEXT SLIDE.

ARTWORK AND BATTERY WERE BOTH CREATED BY ME AND AIRED ON TELEVISION.

CAN YOU TELL
WHICH BATTERY IS
FAKE?



03


TEP-X

<--ARTWORKS




03

IT'S THE ONE ON
THE LEFT.



© Chad Sanborn

THE BUTTERFLY HEART WAS AN IDEA I PRODUCED FOR A TV SHOW. A CHOCOLATE CANDY HEART IS UNWRAPPED FROM ITS FOIL AND BROKEN OPEN REVEALING A LIVE BUTTERFLY. THE HEARTS ARE MADE OF A CLAY POLYMER THAT IS HALF BAKED TO REMAIN BRITTLE AND SCORED INSIDE TO EASE IN BREAKING AND NOT HURT THE BUTTERFLY. ARTWORK AND MOLDED HEARTS WERE CREATED BY ME AND AIRED ON TELEVISION AND I DO HAVE VIDEO OF THIS BEING PERFORMED.



THE CHICKEN 'SHAQ' WAS AN ILLUSION THAT I CREATED FOR TELEVISION WHERE A LIVE CHICKEN IS ACCIDENTALLY COOKED AND THEN BROUGHT BACK TO LIFE.

WE BUILT A SPECIAL CABINET AND FAKE CHICKEN HEAD TO CREATE THE ILLUSION. HERE YOU CAN SEE AN ORIGINAL SKETCH, ME CREATING A FAKE CHICKEN HEAD AND THE FINAL PRODUCT LIT UP WITH CHICKEN INSIDE.

THE FINAL PRODUCT WAS AIRED ON TV AND THE TRICK FOOLED SHAQUILLE O'NEAL.

I HAVE BEHIND THE SCENES VIDEO OF THIS PROP IN ACTION RIGHT AFTER THE BUILD WAS FINISHED. PLEASE LET ME KNOW IF YOU WOULD LIKE TO SEE IT.

<--ARTWORKS





THIS PAINTING WAS CREATED LAST MINUTE FOR A SHOOT THE NEXT DAY. (ACRYLIC ON CANVAS) WE PAINTED 5 EXACT DUPLICATES BECAUSE A PAINTING WOULD BE BURNED WITH EACH TAKE.

THE TREE ACTUALLY HAS AN REAL PERSONS FACE PAINTED ONTO THE TRUNK. BUT THERE IS SPECIALLY PRINTED PAPER (FLASH PAPER) COVERING IT THAT BURNED AWAY REVEALING THE FACE.

TO GET THE PAPER TO BURN, A REMOTE CONTROLLED GLOW PLUG PUSHED THROUGH FROM THE BACK OF THE PAINTING THAT TOUCHED THE FLASH PAPER IGNITING IT.

IF YOU WOULD LIKE TO SEE VIDEO OF THIS ILLUSION TO SEE HOW THE PAINTING WORKED, PLEASE LET ME KNOW.

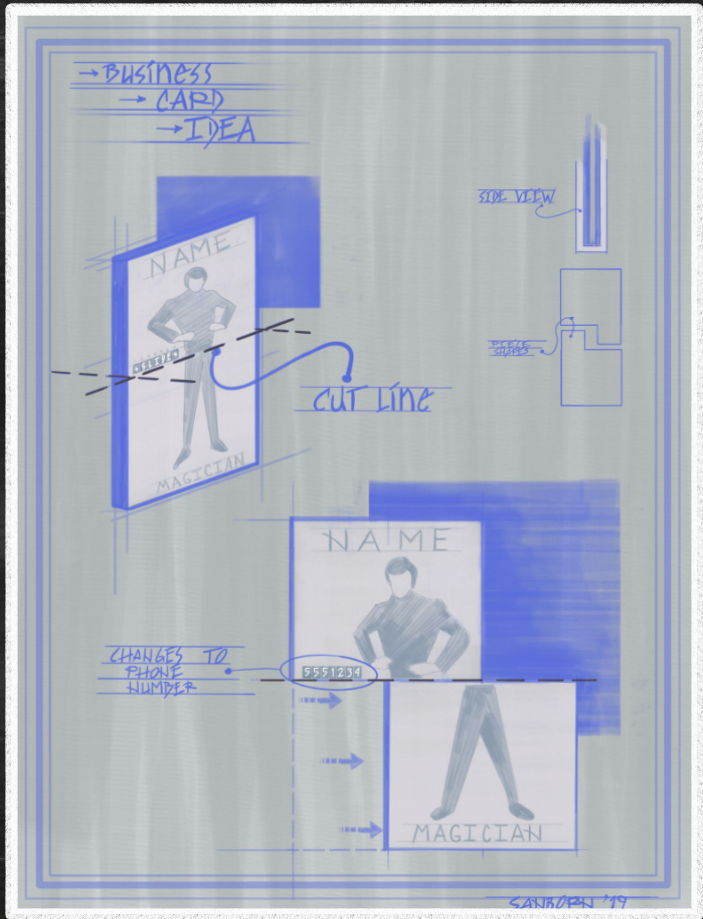
A SMALL GOLDFISH PLACED INTO THIS 'FISH SUIT' SWIMS AS IF IT WAS A REAL FISH!

I CREATED THE FISH SUIT BY TAKING HI-RES PHOTOS OF THE REAL FISH AND PRINTING THEM ON LAMINATE. THEN GLUING A WORKING ZIPPER TO THE TOP.



THE FINAL PRODUCT WAS WATERPROOFED SO THAT THE PRINTED IMAGE DIDN'T BLEED INTO THE FISH TANK.

FINAL PRODUCT AIRED ON TELEVISION.



<--KEEP THIS SPACE-->

AN ORIGINAL DESIGN OF A BUSINESS CARD FOR A MAGICIAN OR ILLUSIONIST. THE CARD PLAYS OFF THE 'SAWING IN TWO' ILLUSION.

THE CARD IS MADE OF 2 PARTS DIVIDED ALONG THE CENTER. THE BOTTOM HALF IS PUSHED OVER TO THE SIDE EFFECTIVELY CUTTING THE IMAGE OF THE MAGICIAN INTO TWO PIECES. ALSO DURING THE 'CUTTING' PROCESS THE PHONE NUMBER APPEARS IN A SMALL CUT OUT WINDOW.

THE PROCESS IS EASILY EXPLAINED IN THE SUPPLIED DRAWING.

I CREATED THE BOXES TO SIZE FROM CARDBOARD SHEETS. THEN DESIGNED AND APPLIED THE ARTWORK TO EACH BOX.


THE IDEA IS THAT THE 2 FLAT BOXES ARE PLACED TOGETHER LINING UP THE IMAGES TO CREATE A COMPLETE IMAGE OF A TOILET. WHEN THE BOXES ARE LIFTED, AN ACTUAL REAL TOILET WAS MAGICALLY PRODUCED.

I HAVE THE FINAL VIDEO THAT AIRED ON TV IF YOU ARE INTERESTED IN SEEING HOW THE PROP PLAYED IN REAL TIME.

09

10

ARTWORKS-->



CONTACT-->

WWW.CHADSANBORN.COM | CHAD@CHADSANBORN.COM | 710-298-6794

THIS PROP ALLOWS YOUR DOG TO
READ YOUR MIND!

WE FILMED ON LOCATION IN AN
INDOOR DOG PARK AND NEEDED
A PROP TO MATCH THE
LOCATION. I VISITED THE PARK
AND DREW UP THE SKETCH ON
THE LEFT. I CREATED A VERSION
IN CAD AND FABRICATED ALL THE
PIECES. THE RESULTS ARE ON THE
RIGHT.

I HAVE VIDEO OF THIS PROP IN
ACTION SO YOU CAN SEE HOW IT
WAS USED IN REAL TIME

